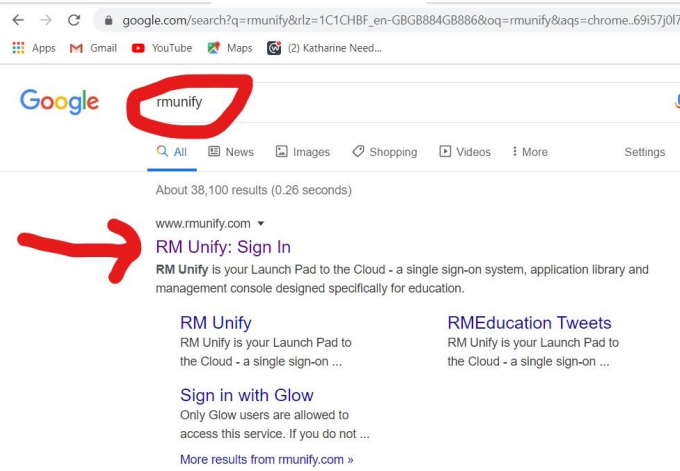


# Instructions for students to logon

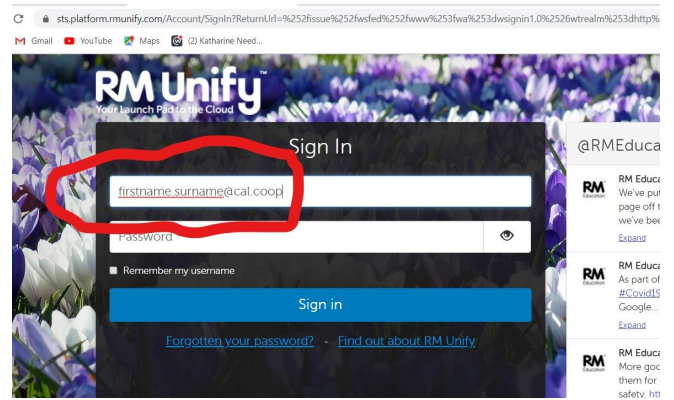
1. In Google or another search engine type RMunify and select RM Unify: Sign in



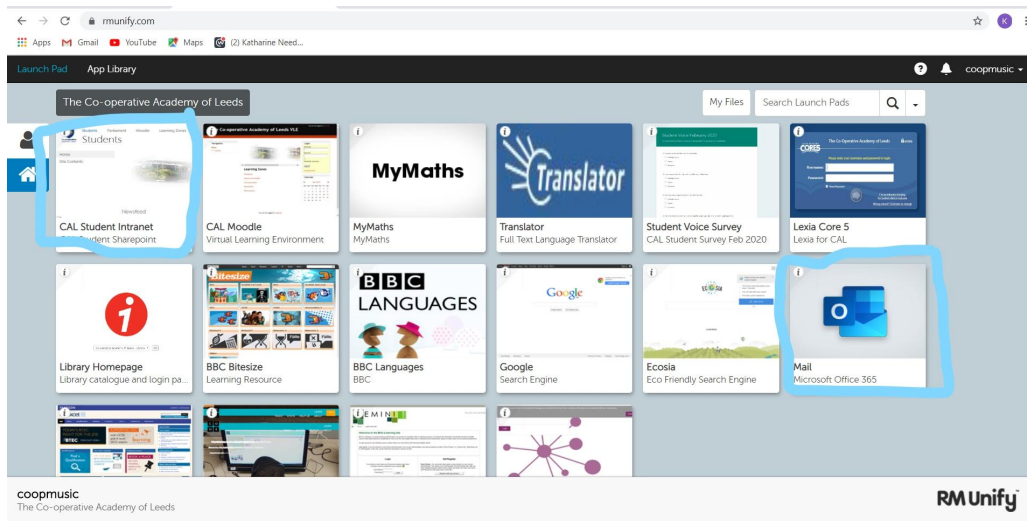
2. You will get an RM Unify screen.

Your username is your email ([firstname.surname@cal.coop](mailto:firstname.surname@cal.coop))

make sure you type [cal.coop](mailto:cal.coop) at the end



3. You will get a screen full of different squares - one of them accesses the intranet where you can get resources and one of them is where you access your email



4. When you click on student intranet you can access different subjects down the left hand side.

